

Signify Classified - Internal
Cooper Lighting Solutions Photometric Lab
1121 Highway 74 South
Peachtree City, GA 30269



Scaled data based on original data using
LM-79-2019 Approved Method: Electrical and Photometric Measurements of Solid-
State Lighting Products

Test Report Prepared for
Cooper Lighting Solutions

Brand: CORELITE

Report Number: P958998

Luminaire Tested: CB2-B-125U-085D-835-1D-UNV-STD-W-4

Issue Date: 2/12/2025

Test Information

Test Method: LM-79-2019
Report Number: P958998
REPORT IS SCALED FROM IESNA LM-79-08 TEST DATA (G2-2405-119-1, G2-2312-242-18)
Test Lab: INNOVATION CENTER
Issue Date: 2/12/2025
Manufacturer: COOPER LIGHTING SOLUTIONS
Product Line: CORELITE
Catalog Number: CB2-B-125U-085D-835-1D-UNV-STD-W-4
Description: CORELITE BASIC SLOT LED LUMINAIRE, BATWING UPLIGHT
2-INCH APERTURE
DOWNLIGHT 850 LUMENS PER FOOT
UPLIGHT 1250 LUMENS PER FOOT
Light Source: 3500K CCT, 80 CRI LEDS
Ballast/Driver: ELECTRONIC DRIVER

Summary

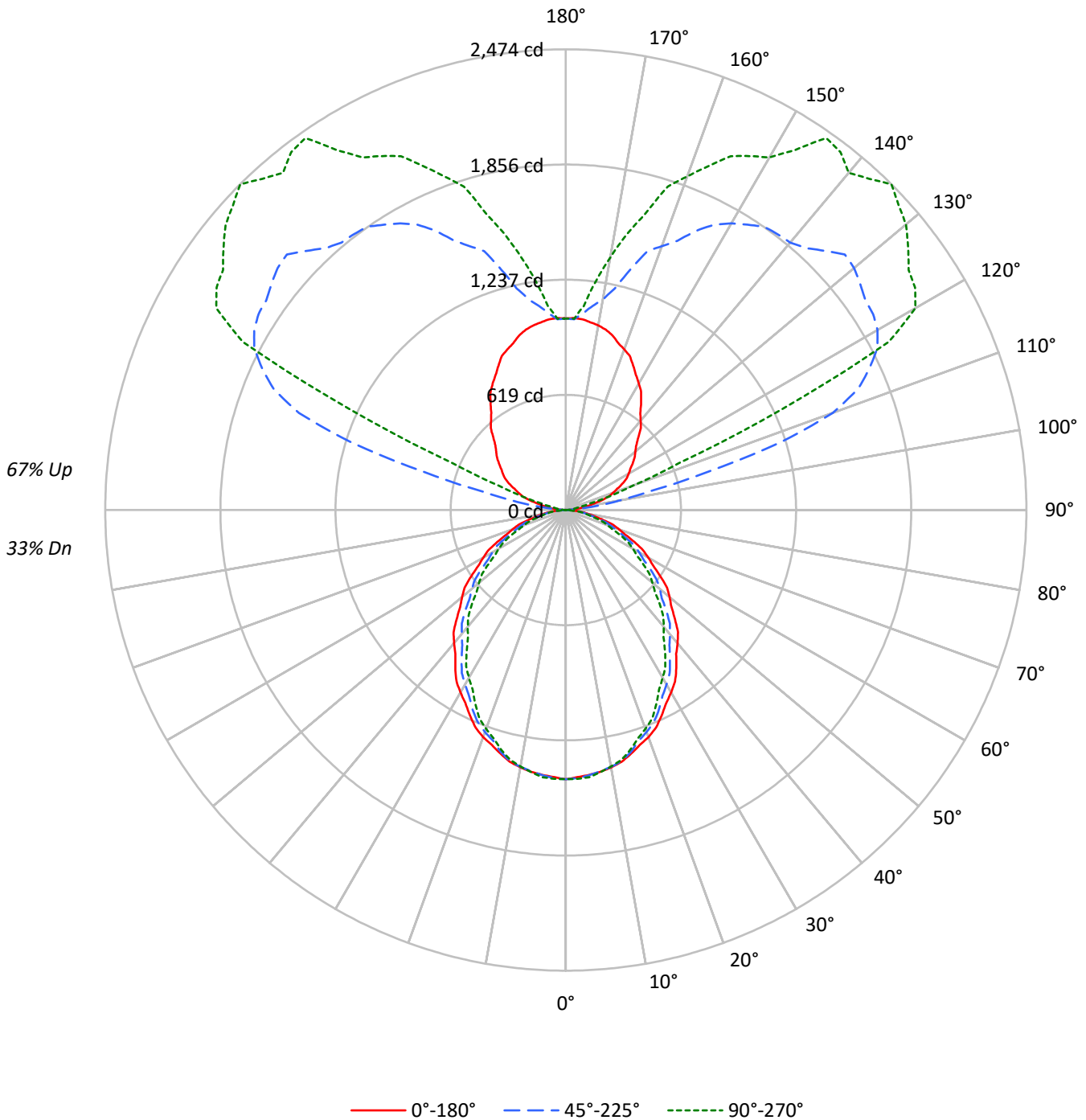
Lumens per Lamp: N/A
Luminaire Lumens: 10129.0 lumens
Efficiency: N/A
Efficacy: 149.4 lumens/watt
Spacing Criteria (0/90/45): 1.17 / 1.09 / 1.24
Luminous Opening: Rectangular (W 0.15' x L: 4' x H: 0')
CIE Type: Semi-Indirect

Input Watts (W): 67.8
Input Voltage (V): 120
Input Current (A_{in}): NR
Voltage Rise (V): NR
Power Factor: NR
Total Harmonic Distortion (THDi): NR
Frequency (hertz): 60
Stabilization Time: NR
Operation Time: NR
Ambient Temperature (°C): NR
Test Distance: 24 FT



TEST NUMBER: P958998
CATALOG NUMBER: CB2-B-125U-085D-835-1D-UNV-STD-W-4

Luminous Intensity Polar Plot





TEST NUMBER: P958998

CATALOG NUMBER: CB2-B-125U-085D-835-1D-UNV-STD-W-4

COEFFICIENT OF UTILIZATION - ZONAL CAVITY METHOD:

RF	20				20				20				20				20				20	
RC	80				70				50				30				10				0	
RW	70	50	30	10	70	50	30	10	50	30	10	50	30	10	50	30	10	50	30	10	0	
RCR																						
0	103	103	103	103	93	93	93	93	74	74	74	57	57	57	41	41	41	33				33
1	94	90	86	83	85	81	78	75	65	63	61	50	49	47	36	35	35	28				28
2	86	79	73	68	77	71	66	62	57	54	51	44	42	40	32	31	29	24				24
3	78	69	62	57	70	63	57	52	50	46	43	39	36	34	28	27	25	20				20
4	72	61	54	48	64	56	49	44	45	40	36	35	32	29	25	23	22	18				18
5	66	55	47	41	59	50	43	38	40	35	31	31	28	25	23	21	19	15				15
6	60	49	41	35	54	44	38	33	36	31	27	28	25	22	21	19	17	14				14
7	56	44	36	31	50	40	33	29	33	28	24	26	22	19	19	17	15	12				12
8	52	40	32	27	47	36	30	25	30	25	21	23	20	17	18	15	13	11				11
9	48	36	29	24	43	33	27	22	27	22	19	22	18	15	16	14	12	10				10
10	45	33	26	22	41	30	24	20	25	20	17	20	16	14	15	13	11	9				9

AVERAGE LUMINANCE (cd/sqm):

	0°	45°	90°
0°	25180	25180	25180
5°	24967	25005	25180
10°	24824	24766	24746
15°	24431	24273	24072
20°	24047	23514	23186
25°	23402	22741	22103
30°	22752	21751	20926
35°	22007	20735	19747
40°	21218	19783	18626
45°	20422	18787	17533
50°	19707	17816	16467
55°	18824	16808	15462
60°	17814	15850	14460
65°	16745	14783	13460
70°	15558	13587	12176
75°	14152	12288	11023
80°	12658	10772	9990
85°	9732	8853	7294

MAXIMUM LUMINANCE 45°-90°:

Horizontal Angle: 0°
 Vertical Angle: 45°
 Luminance: 20422 cd/sqm



TEST NUMBER: P958998
 CATALOG NUMBER: CB2-B-125U-085D-835-1D-UNV-STD-W-4

ZONAL LUMENS:

Zone	Lumens	% Fixture
0°-10°	136.0	1.3
10°-20°	379.0	3.7
20°-30°	544.9	5.4
30°-40°	612.5	6.0
40°-50°	591.6	5.8
50°-60°	499.9	4.9
60°-70°	359.1	3.5
70°-80°	196.2	1.9
80°-90°	52.1	0.5
90°-100°	77.1	0.8
100°-110°	477.2	4.7
110°-120°	1203.5	11.9
120°-130°	1446.7	14.3
130°-140°	1311.7	12.9
140°-150°	1045.9	10.3
150°-160°	713.5	7.0
160°-170°	377.3	3.7
170°-180°	105.0	1.0
0°-30°	1059.8	10.5
0°-40°	1672.3	16.5
0°-60°	2763.8	27.3
0°-90°	3371.2	33.3
90°-120°	1757.7	17.4
90°-150°	5562.0	54.9
90°-180°	6758.0	66.7
0°-180°	10129.0	100.0

CANDELA DISTRIBUTION:

	0°	22.5°	45°	67.5°	90°	Flux
0°	1446	1446	1446	1446	1446	
5°	1428	1448	1430	1430	1440	136
15°	1355	1367	1346	1333	1335	382
25°	1218	1219	1183	1157	1150	561
35°	1035	1023	975	937	929	647
45°	829	812	763	723	712	641
55°	620	597	554	519	509	554
65°	406	391	359	333	327	403
75°	210	197	183	168	164	225
85°	49	46	44	39	36	58
90°	0	0	0	0	0	3
95°	40	101	31	22	22	51
105°	195	546	789	198	133	205
115°	337	744	1800	1676	1277	330
125°	439	903	1964	2234	2248	393
135°	550	1000	1968	2305	2474	427
145°	705	1052	1857	2239	2438	441
155°	856	1072	1654	1993	2097	394
165°	971	1062	1334	1571	1645	272
175°	1028	1042	1060	1078	1099	97
180°	1028	1028	1028	1028	1028	

TEST NUMBER: P958998

CATALOG NUMBER: CB2-B-125U-085D-835-1D-UNV-STD-W-4

CANDELA DISTRIBUTION (FULL):

	0°	22.5°	45°	67.5°	90°
0°	1445.7	1445.7	1445.7	1445.7	1445.7
2.5°	1436.0	1453.3	1440.4	1442.2	1444.8
5°	1428.0	1447.5	1430.2	1430.4	1440.2
7.5°	1417.8	1436.2	1414.5	1410.5	1419.6
10°	1403.6	1422.0	1400.3	1392.7	1399.2
12.5°	1385.0	1402.6	1381.7	1369.7	1375.3
15°	1354.9	1366.8	1346.1	1332.8	1335.0
17.5°	1322.2	1329.5	1299.6	1288.5	1286.3
20°	1297.4	1303.9	1268.6	1253.0	1250.9
22.5°	1265.5	1271.1	1234.0	1214.9	1211.9
25°	1217.7	1218.7	1183.3	1156.6	1150.1
27.5°	1167.6	1164.2	1124.9	1093.3	1084.8
30°	1131.3	1127.0	1081.5	1048.1	1040.5
32.5°	1092.3	1084.6	1039.0	1003.0	995.4
35°	1035.0	1023.1	975.2	937.4	928.7
37.5°	973.9	960.5	913.5	872.3	862.5
40°	933.2	918.0	870.1	828.9	819.2
42.5°	892.4	875.5	826.7	785.5	774.9
45°	829.1	811.8	762.7	722.6	711.8
47.5°	768.9	746.8	699.2	659.3	648.5
50°	727.3	703.5	657.5	618.5	607.7
52.5°	684.8	660.1	615.9	578.7	567.9
55°	619.9	597.2	553.5	518.9	509.2
57.5°	555.7	533.8	493.9	460.9	451.4
60°	511.4	493.0	455.0	423.8	415.1
62.5°	468.9	452.2	416.0	387.5	378.8
65°	406.3	391.1	358.7	333.0	326.6
67.5°	345.4	330.2	304.0	281.0	273.6
70°	305.5	290.4	266.8	245.6	239.1
72.5°	267.4	251.4	232.2	212.9	208.1
75°	210.3	197.3	182.6	168.2	163.8
77.5°	159.8	147.3	136.6	126.4	125.3
80°	126.2	115.4	107.4	100.7	99.6
82.5°	94.3	86.1	80.8	75.9	75.7
85°	48.7	45.5	44.3	38.7	36.5
87.5°	14.2	14.2	12.4	10.6	10.6
90°	0.0	0.0	0.0	0.0	0.0
92.5°	10.6	17.6	7.1	7.1	7.1
95°	39.9	100.6	31.0	22.2	22.2
97.5°	83.3	241.1	167.6	45.1	39.0
100°	115.3	349.3	288.1	66.2	53.2
102.5°	147.2	443.7	454.8	105.0	81.6
105°	195.1	546.1	789.1	198.0	133.0
107.5°	242.0	613.1	1209.3	408.6	246.5
110°	270.4	651.9	1525.0	637.0	381.2



TEST NUMBER: P958998

CATALOG NUMBER: CB2-B-125U-085D-835-1D-UNV-STD-W-4

CANDELA DISTRIBUTION (continued):

	0°	22.5°	45°	67.5°	90°
112.5°	298.8	690.6	1698.7	1021.1	657.9
115°	336.9	744.4	1799.8	1675.5	1276.7
117.5°	368.8	793.6	1886.7	2072.0	1955.0
120°	390.1	832.2	1932.8	2128.7	2167.8
122.5°	411.4	860.4	1957.6	2150.8	2224.5
125°	438.9	902.7	1963.8	2234.5	2247.5
127.5°	466.4	934.5	1993.1	2311.5	2317.6
130°	487.6	955.8	2021.5	2337.3	2385.0
132.5°	512.5	973.7	2032.1	2352.0	2424.0
135°	549.7	1000.5	1968.3	2304.6	2473.6
137.5°	596.7	1019.7	1907.1	2303.2	2412.5
140°	625.1	1023.8	1875.2	2354.1	2362.8
142.5°	657.0	1034.9	1868.1	2348.5	2423.1
145°	704.9	1051.6	1857.4	2238.8	2438.2
147.5°	752.7	1062.2	1816.7	2117.6	2291.9
150°	784.6	1066.4	1777.6	2077.1	2185.5
152.5°	816.6	1070.6	1728.0	2051.9	2142.9
155°	855.6	1072.3	1653.5	1992.8	2096.8
157.5°	896.4	1067.1	1564.0	1884.8	1998.4
160°	917.6	1060.7	1507.2	1806.5	1906.2
162.5°	938.9	1057.7	1457.6	1704.1	1821.1
165°	970.8	1061.9	1334.3	1571.0	1644.7
167.5°	992.1	1058.0	1219.1	1413.0	1517.0
170°	1006.3	1058.3	1148.2	1292.0	1378.7
172.5°	1016.9	1041.2	1105.6	1181.4	1240.4
175°	1028.5	1041.5	1059.5	1077.7	1099.4
177.5°	1032.0	1038.9	1024.9	1021.5	1028.5
180°	1028.5	1028.5	1028.5	1028.5	1028.5

LM-79-2019: Approved Method: Electrical and Photometric Measurements of Solid-State Lighting Products

Report Prepared for

Cooper Lighting Solutions

CORELITE

Report Number: SP1-2312-242-2

Test Date: 01/31/2024

Luminaire Tested: CB2-055U055D-835-1D-UNV-STD-D-W-4

Data in this report applies to families of products including CB2-055U055D-835-1D-UNV-STD-D-W-4.

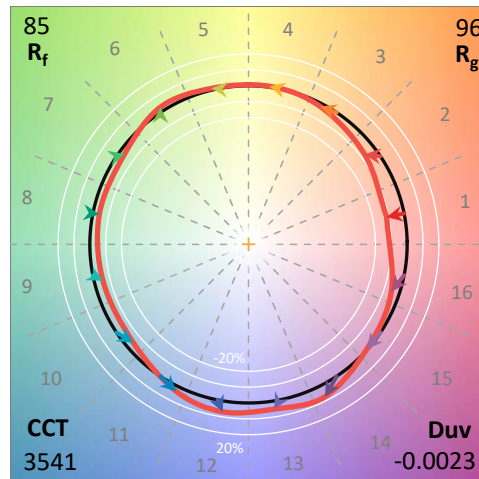
Test Information

Test Method: LM-79-2019
 Report Number: SP1-2312-242-2
 Test Lab: COOPER LIGHTING SOLUTIONS
 Photometer: SP1 - 76IN SPHERE
 Measurement Geometry: 4π
 Issue Date: 01/31/2024
 Manufacturer: COOPER LIGHTING SOLUTIONS
 Product Line: CORELITE
 Catalog Number: **CB2-055U055D-835-1D-UNV-STD-D-W-4**
 Description: CORELITE BASIC 2-INCH SUSPENDED LED LUMINAIRE. 550 LUMENS PER FOOT UPLIGHT, 550 LUMENS PER FOOT DOWNLIGHT

UPLIGHT, 550 LUMENS PER FOOT DOWNLIGHT

Spectral Parameters

CCT (K):	3541	CRI (Ra):	84.5	R9:	14.2
CIE u':	0.2358	R1:	83.5	R10:	80.9
CIE v':	0.5074	R2:	91.9	R11:	82.9
Duv:	-0.0023	R3:	96.1	R12:	68.8
CIE x:	0.4006	R4:	83.0	R13:	85.7
CIE y:	0.3831	R5:	83.8	R14:	98.5
CIE z:	0.2162	R6:	88.9		
Peak Wavelength (nm):	600	R7:	84.5		
Dominant Wavelength (nm):	581	R8:	64.1		
Purity:	35.5				
Rf:	85.1				
Rg:	96.5				



Test Conditions

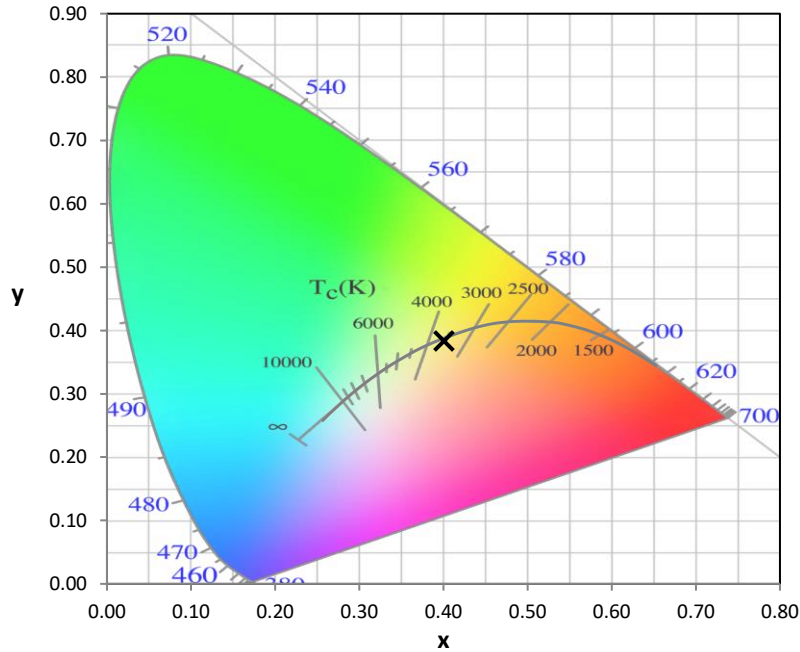
Stabilization Time: 53M
 Operation Time: 12H
 Room Temperature (°C) / RH%: 25.8/25%
 Sphere Temperature (°C): 25.2

REPORT NUMBER: SP1-2312-242-2

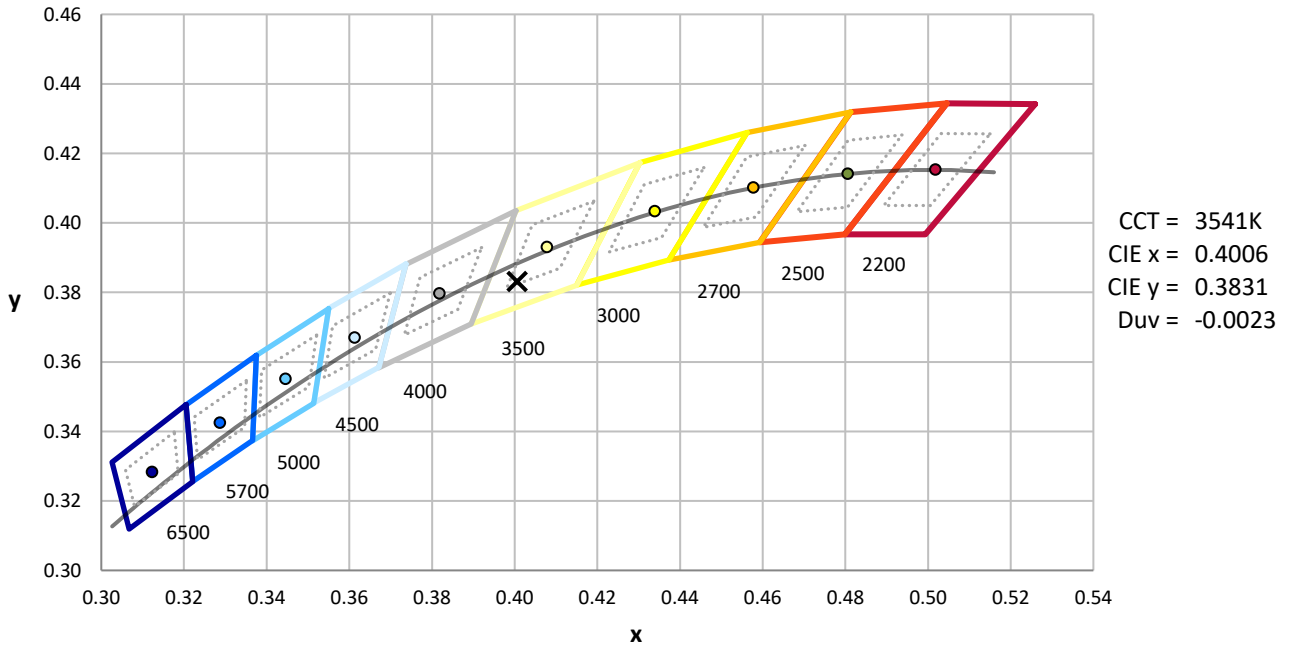
Measurement and Test Equipment			
Instrument	Identification Number	Calibration Date	Calibration Due Date
Photometer	76INCH SPHERE IN0058	8/9/2023	2/9/2024
Power Meter	XITRON 2801 IN0071	10/23/2023	10/23/2024
AC Power Source	CHROMA 61603 IN0063	10/24/2023	10/24/2024
DC Power Source	AGILENT E3634A IN0208	10/24/2023	10/24/2024
Sphere Thermometer	ONSET IN0085	10/24/2023	10/24/2024
Room Thermometer	ONSET IN0046	10/24/2023	10/24/2024

REPORT NUMBER: SP1-2312-242-2

CIE 1931 Chromaticity Diagram



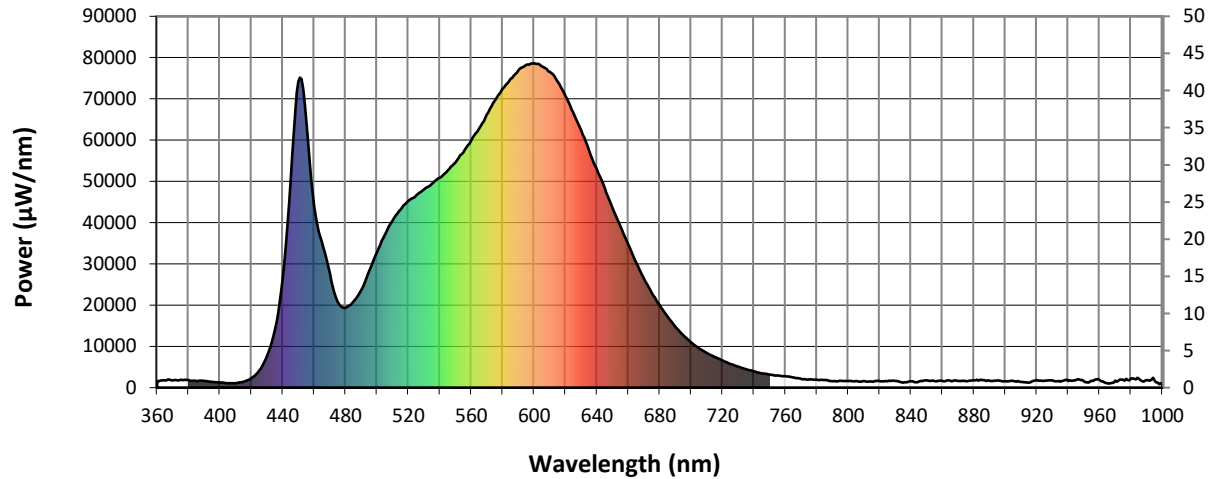
CIE 1931 Chromaticity Diagram with 2017 ANSI 7-Step and 4-Step Quadrangles



Point lies inside the ANSI 3500K 4-step quadrangle

REPORT NUMBER: SP1-2312-242-2

Photopic Flux vs. Wavelength

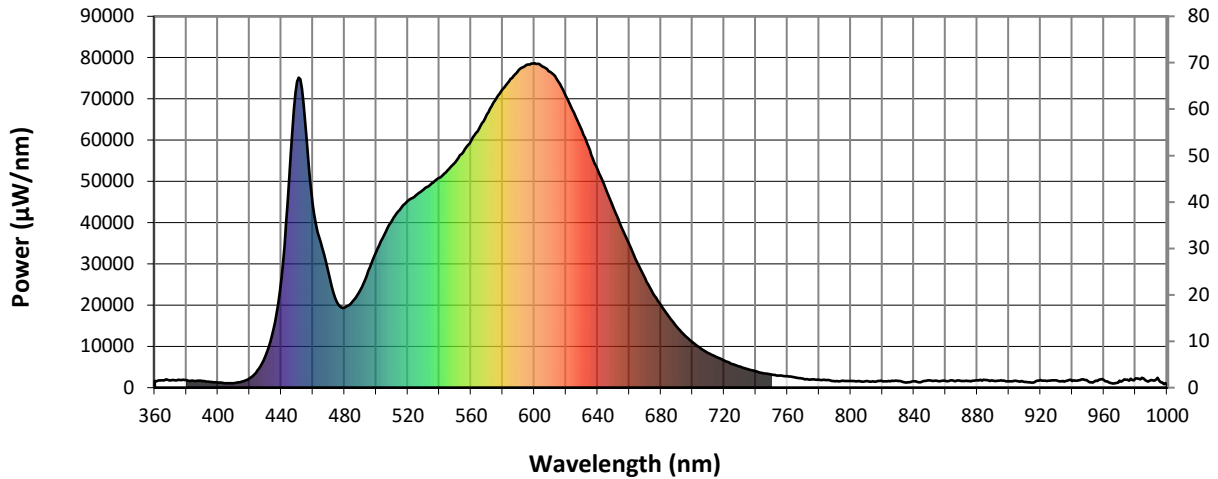


#####

λ (nm)	Power (µW/nm)	Lumens (φ/nm)	λ (nm)	Power (µW/nm)	Lumens (φ/nm)	λ (nm)	Power (µW/nm)	Lumens (φ/nm)	λ (nm)	Power (µW/nm)	Lumens (φ/nm)	λ (nm)	Power (µW/nm)	Lumens (φ/nm)
360	1645	NR	490	23726	NR	620	70637	NR	750	3143	NR	880	1783	NR
365	1769	NR	495	28236	NR	625	66683	NR	755	2968	NR	885	1846	NR
370	1796	NR	500	32891	NR	630	62306	NR	760	2799	NR	890	1659	NR
375	1923	NR	505	37017	NR	635	57573	NR	765	2493	NR	895	1765	NR
380	1816	NR	510	40532	NR	640	52890	NR	770	2130	NR	900	1525	NR
385	1596	NR	515	43140	NR	645	48288	NR	775	1963	NR	905	1585	NR
390	1580	NR	520	45310	NR	650	43479	NR	780	1886	NR	910	1403	NR
395	1404	NR	525	46566	NR	655	39030	NR	785	1831	NR	915	1255	NR
400	1245	NR	530	48099	NR	660	34729	NR	790	1545	NR	920	1844	NR
405	1083	NR	535	49474	NR	665	30306	NR	795	1676	NR	925	1717	NR
410	1100	NR	540	50868	NR	670	26465	NR	800	1586	NR	930	1746	NR
415	1430	NR	545	52653	NR	675	22867	NR	805	1593	NR	935	1436	NR
420	2293	NR	550	54593	NR	680	19991	NR	810	1575	NR	940	1583	NR
425	4167	NR	555	57064	NR	685	17213	NR	815	1446	NR	945	1860	NR
430	7662	NR	560	59875	NR	690	14805	NR	820	1519	NR	950	1557	NR
435	14089	NR	565	62808	NR	695	12688	NR	825	1569	NR	955	1670	NR
440	26386	NR	570	66224	NR	700	11001	NR	830	1618	NR	960	1817	NR
445	50278	NR	575	69591	NR	705	9548	NR	835	1246	NR	965	1057	NR
450	74209	NR	580	72437	NR	710	8387	NR	840	1509	NR	970	1726	NR
455	64500	NR	585	74793	NR	715	7467	NR	845	1421	NR	975	1960	NR
460	44183	NR	590	76888	NR	720	6550	NR	850	1772	NR	980	2200	NR
465	35192	NR	595	78212	NR	725	5751	NR	855	1646	NR	985	2203	NR
470	27592	NR	600	78635	NR	730	5084	NR	860	1637	NR	990	1821	NR
475	20744	NR	605	77867	NR	735	4475	NR	865	1653	NR	995	1715	NR
480	19391	NR	610	76535	NR	740	3942	NR	870	1631	NR	1000	698	NR
485	20859	NR	615	74180	NR	745	3461	NR	875	1598	NR			

REPORT NUMBER: SP1-2312-242-2

Scotopic Flux vs. Wavelength



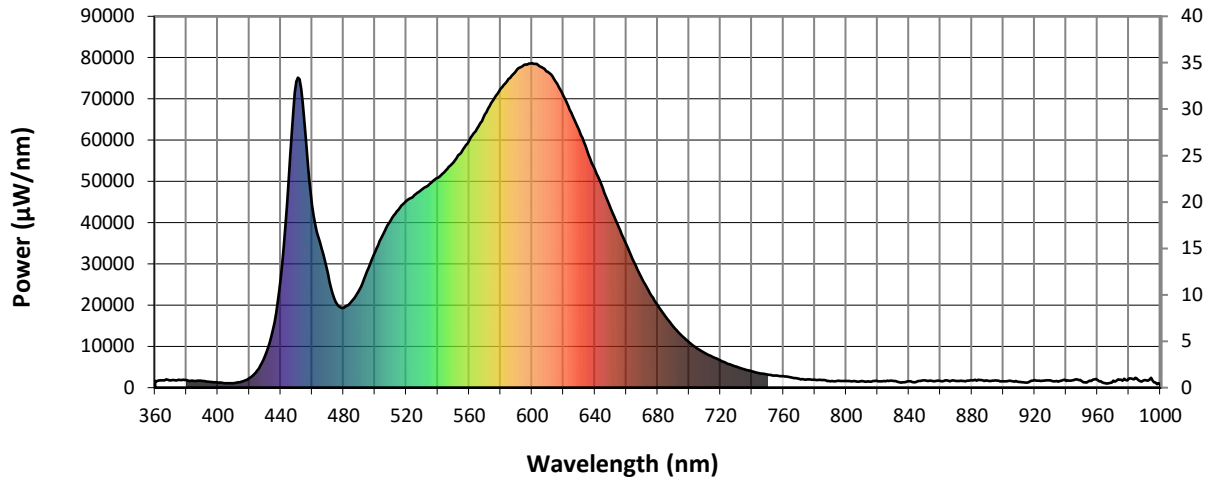
Scotopic Lumens: 6627.8

S/P: 1.58

λ (nm)	Power ($\mu\text{W}/\text{nm}$)	Lumens (ϕ/nm)	λ (nm)	Power ($\mu\text{W}/\text{nm}$)	Lumens (ϕ/nm)	λ (nm)	Power ($\mu\text{W}/\text{nm}$)	Lumens (ϕ/nm)	λ (nm)	Power ($\mu\text{W}/\text{nm}$)	Lumens (ϕ/nm)	λ (nm)	Power ($\mu\text{W}/\text{nm}$)	Lumens (ϕ/nm)
360	1645	NR	490	23726	NR	620	70637	NR	750	3143	NR	880	1783	NR
365	1769	NR	495	28236	NR	625	66683	NR	755	2968	NR	885	1846	NR
370	1796	NR	500	32891	NR	630	62306	NR	760	2799	NR	890	1659	NR
375	1923	NR	505	37017	NR	635	57573	NR	765	2493	NR	895	1765	NR
380	1816	NR	510	40532	NR	640	52890	NR	770	2130	NR	900	1525	NR
385	1596	NR	515	43140	NR	645	48288	NR	775	1963	NR	905	1585	NR
390	1580	NR	520	45310	NR	650	43479	NR	780	1886	NR	910	1403	NR
395	1404	NR	525	46566	NR	655	39030	NR	785	1831	NR	915	1255	NR
400	1245	NR	530	48099	NR	660	34729	NR	790	1545	NR	920	1844	NR
405	1083	NR	535	49474	NR	665	30306	NR	795	1676	NR	925	1717	NR
410	1100	NR	540	50868	NR	670	26465	NR	800	1586	NR	930	1746	NR
415	1430	NR	545	52653	NR	675	22867	NR	805	1593	NR	935	1436	NR
420	2293	NR	550	54593	NR	680	19991	NR	810	1575	NR	940	1583	NR
425	4167	NR	555	57064	NR	685	17213	NR	815	1446	NR	945	1860	NR
430	7662	NR	560	59875	NR	690	14805	NR	820	1519	NR	950	1557	NR
435	14089	NR	565	62808	NR	695	12688	NR	825	1569	NR	955	1670	NR
440	26386	NR	570	66224	NR	700	11001	NR	830	1618	NR	960	1817	NR
445	50278	NR	575	69591	NR	705	9548	NR	835	1246	NR	965	1057	NR
450	74209	NR	580	72437	NR	710	8387	NR	840	1509	NR	970	1726	NR
455	64500	NR	585	74793	NR	715	7467	NR	845	1421	NR	975	1960	NR
460	44183	NR	590	76888	NR	720	6550	NR	850	1772	NR	980	2200	NR
465	35192	NR	595	78212	NR	725	5751	NR	855	1646	NR	985	2203	NR
470	27592	NR	600	78635	NR	730	5084	NR	860	1637	NR	990	1821	NR
475	20744	NR	605	77867	NR	735	4475	NR	865	1653	NR	995	1715	NR
480	19391	NR	610	76535	NR	740	3942	NR	870	1631	NR	1000	698	NR
485	20859	NR	615	74180	NR	745	3461	NR	875	1598	NR			

REPORT NUMBER: SP1-2312-242-2

Melanopic Flux vs. Wavelength



Melanopic Lumens: 2648.1 M/P: 0.63

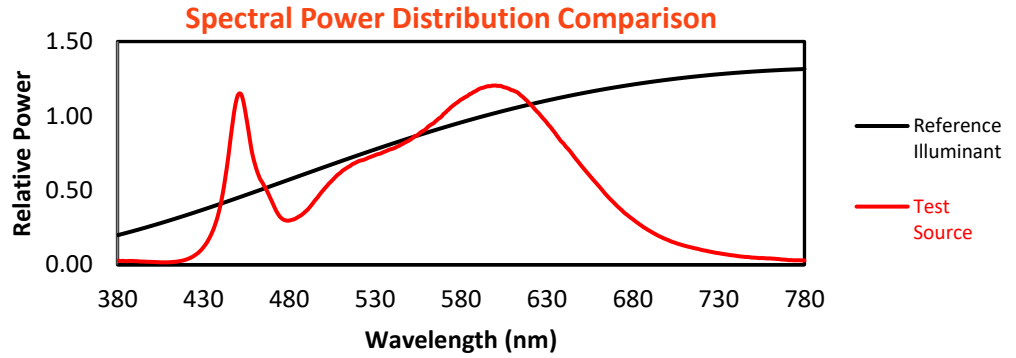
λ (nm)	Power (µW/nm)	Lumens (φ/nm)	λ (nm)	Power (µW/nm)	Lumens (φ/nm)	λ (nm)	Power (µW/nm)	Lumens (φ/nm)	λ (nm)	Power (µW/nm)	Lumens (φ/nm)	λ (nm)	Power (µW/nm)	Lumens (φ/nm)
360	1645	NR	490	23726	NR	620	70637	NR	750	3143	NR	880	1783	NR
365	1769	NR	495	28236	NR	625	66683	NR	755	2968	NR	885	1846	NR
370	1796	NR	500	32891	NR	630	62306	NR	760	2799	NR	890	1659	NR
375	1923	NR	505	37017	NR	635	57573	NR	765	2493	NR	895	1765	NR
380	1816	NR	510	40532	NR	640	52890	NR	770	2130	NR	900	1525	NR
385	1596	NR	515	43140	NR	645	48288	NR	775	1963	NR	905	1585	NR
390	1580	NR	520	45310	NR	650	43479	NR	780	1886	NR	910	1403	NR
395	1404	NR	525	46566	NR	655	39030	NR	785	1831	NR	915	1255	NR
400	1245	NR	530	48099	NR	660	34729	NR	790	1545	NR	920	1844	NR
405	1083	NR	535	49474	NR	665	30306	NR	795	1676	NR	925	1717	NR
410	1100	NR	540	50868	NR	670	26465	NR	800	1586	NR	930	1746	NR
415	1430	NR	545	52653	NR	675	22867	NR	805	1593	NR	935	1436	NR
420	2293	NR	550	54593	NR	680	19991	NR	810	1575	NR	940	1583	NR
425	4167	NR	555	57064	NR	685	17213	NR	815	1446	NR	945	1860	NR
430	7662	NR	560	59875	NR	690	14805	NR	820	1519	NR	950	1557	NR
435	14089	NR	565	62808	NR	695	12688	NR	825	1569	NR	955	1670	NR
440	26386	NR	570	66224	NR	700	11001	NR	830	1618	NR	960	1817	NR
445	50278	NR	575	69591	NR	705	9548	NR	835	1246	NR	965	1057	NR
450	74209	NR	580	72437	NR	710	8387	NR	840	1509	NR	970	1726	NR
455	64500	NR	585	74793	NR	715	7467	NR	845	1421	NR	975	1960	NR
460	44183	NR	590	76888	NR	720	6550	NR	850	1772	NR	980	2200	NR
465	35192	NR	595	78212	NR	725	5751	NR	855	1646	NR	985	2203	NR
470	27592	NR	600	78635	NR	730	5084	NR	860	1637	NR	990	1821	NR
475	20744	NR	605	77867	NR	735	4475	NR	865	1653	NR	995	1715	NR
480	19391	NR	610	76535	NR	740	3942	NR	870	1631	NR	1000	698	NR
485	20859	NR	615	74180	NR	745	3461	NR	875	1598	NR			

REPORT NUMBER: SP1-2312-242-2

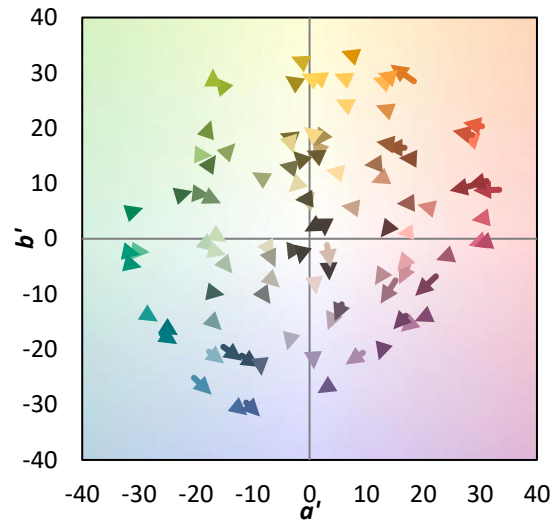
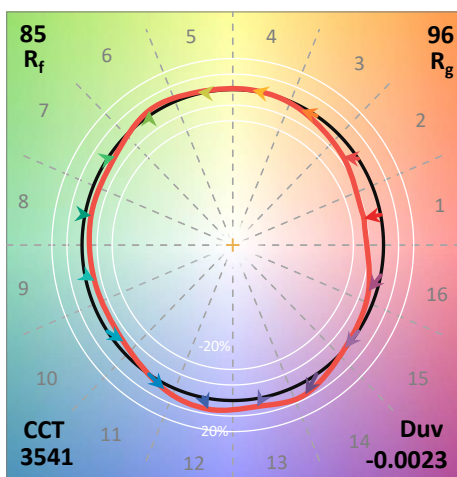
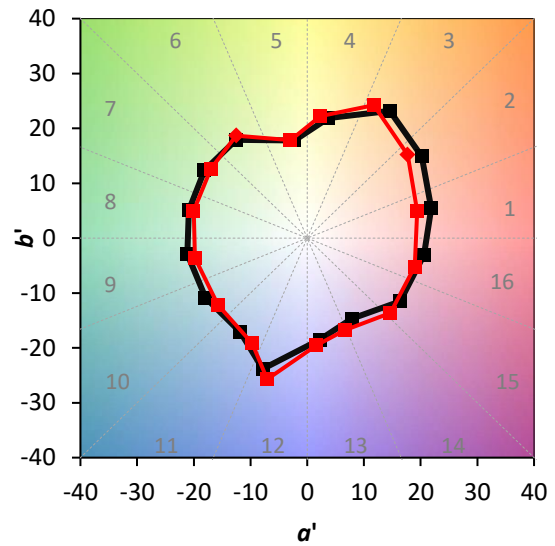
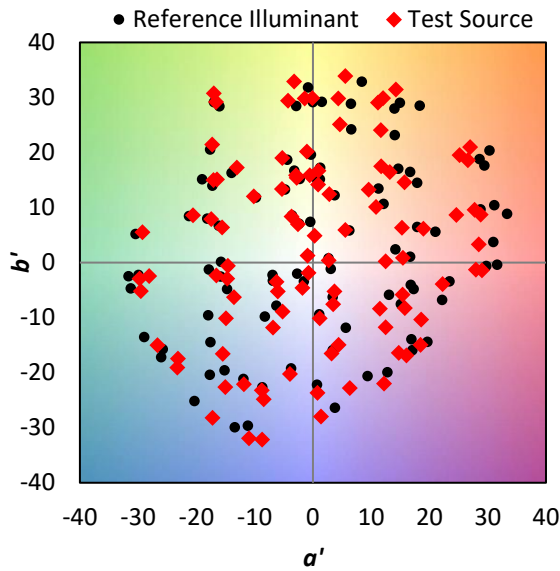
TM-30-18

Summary

$R_f = 85.1$
 $R_g = 96.5$
 $CIE R_a = 84.5$
 $R_9 = 14.2$



Color Vector Graphics

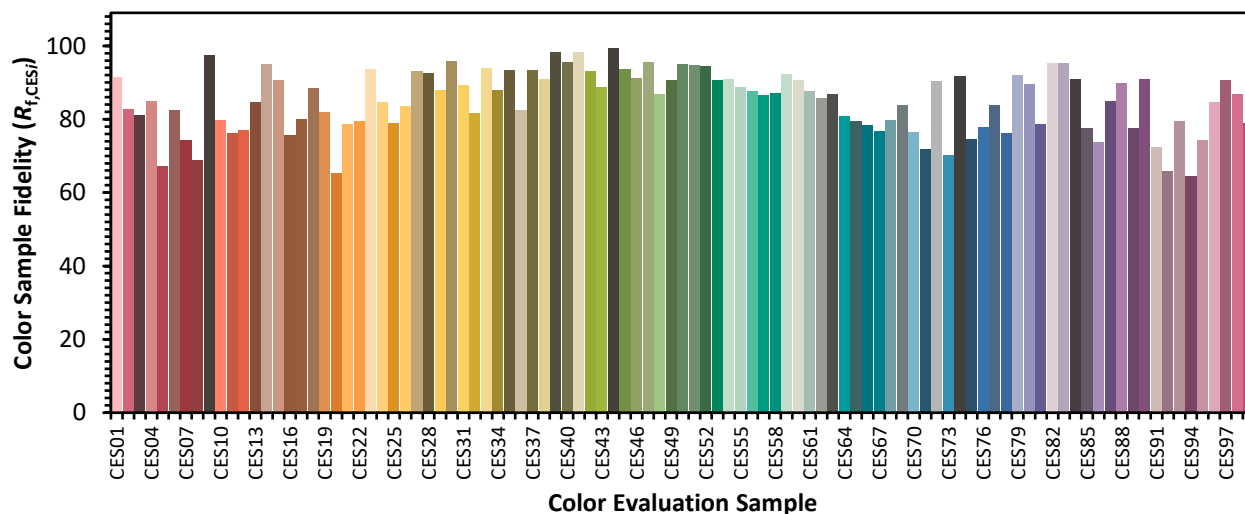


REPORT NUMBER: SP1-2312-242-2

TM-30-18

Individual Sample Fidelity Index ($R_{f,i}$)

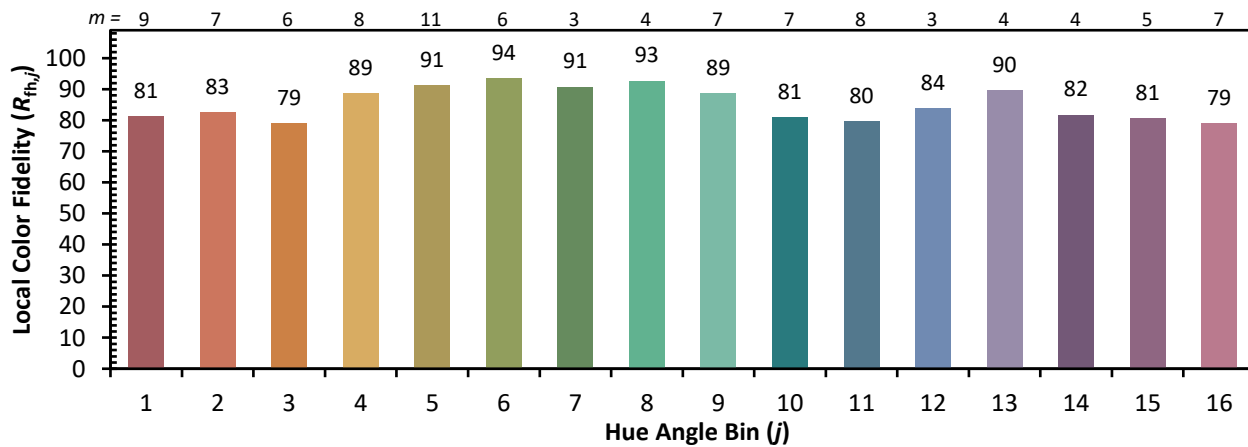
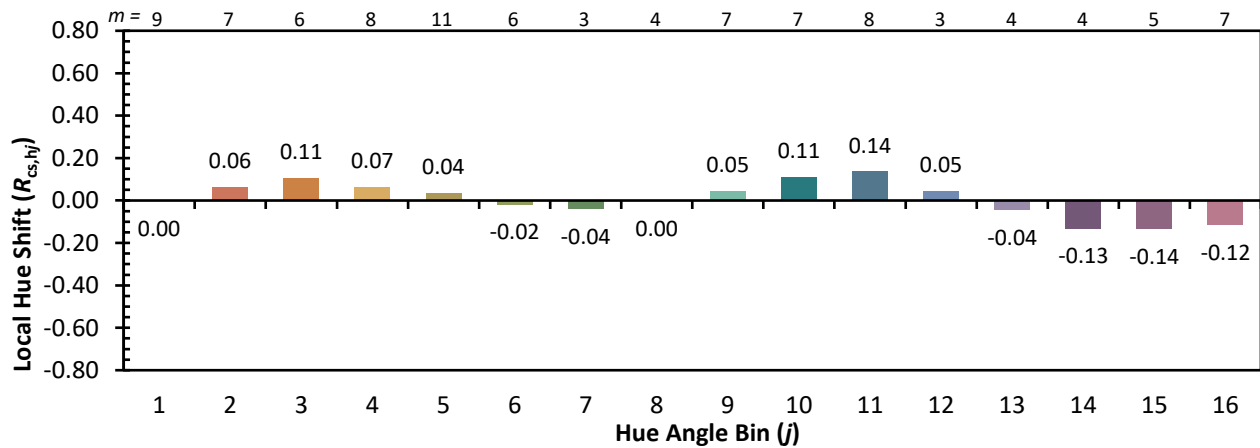
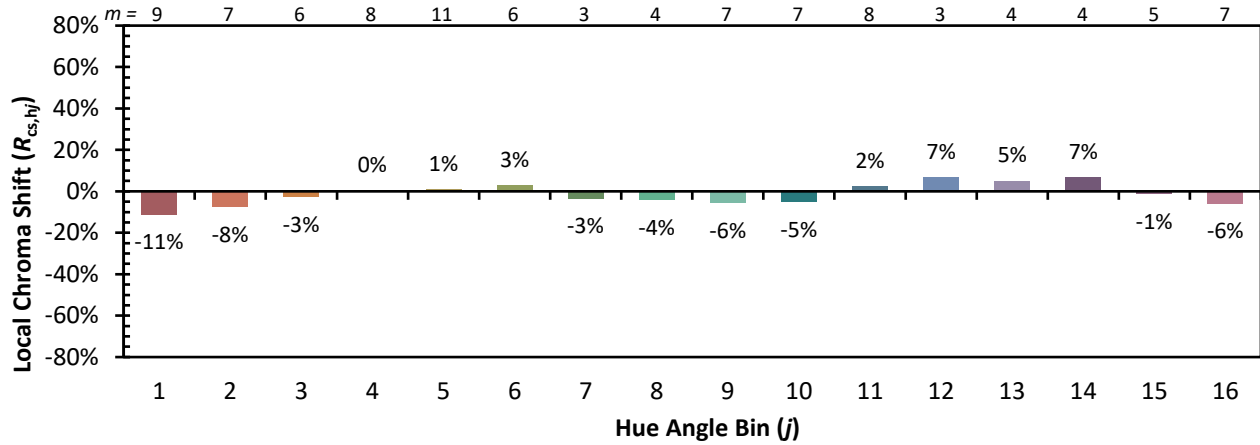
CES01 = 86	CES26 = 83	CES51 = 95	CES76 = 78
CES02 = 62	CES27 = 93	CES52 = 95	CES77 = 84
CES03 = 31	CES28 = 92	CES53 = 91	CES78 = 76
CES04 = 70	CES29 = 88	CES54 = 91	CES79 = 92
CES05 = 49	CES30 = 96	CES55 = 89	CES80 = 90
CES06 = 51	CES31 = 89	CES56 = 88	CES81 = 79
CES07 = 41	CES32 = 82	CES57 = 87	CES82 = 95
CES08 = 40	CES33 = 94	CES58 = 87	CES83 = 95
CES09 = 29	CES34 = 88	CES59 = 92	CES84 = 91
CES10 = 75	CES35 = 93	CES60 = 91	CES85 = 78
CES11 = 58	CES36 = 82	CES61 = 88	CES86 = 74
CES12 = 64	CES37 = 93	CES62 = 86	CES87 = 85
CES13 = 43	CES38 = 91	CES63 = 87	CES88 = 90
CES14 = 74	CES39 = 98	CES64 = 81	CES89 = 78
CES15 = 71	CES40 = 96	CES65 = 79	CES90 = 91
CES16 = 47	CES41 = 98	CES66 = 78	CES91 = 72
CES17 = 50	CES42 = 93	CES67 = 77	CES92 = 66
CES18 = 56	CES43 = 89	CES68 = 80	CES93 = 80
CES19 = 72	CES44 = 99	CES69 = 84	CES94 = 64
CES20 = 66	CES45 = 94	CES70 = 77	CES95 = 74
CES21 = 86	CES46 = 91	CES71 = 72	CES96 = 85
CES22 = 78	CES47 = 95	CES72 = 90	CES97 = 91
CES23 = 92	CES48 = 87	CES73 = 70	CES98 = 87
CES24 = 90	CES49 = 91	CES74 = 92	CES99 = 79
CES25 = 72	CES50 = 95	CES75 = 75	



REPORT NUMBER: SP1-2312-242-2

TM-30-18

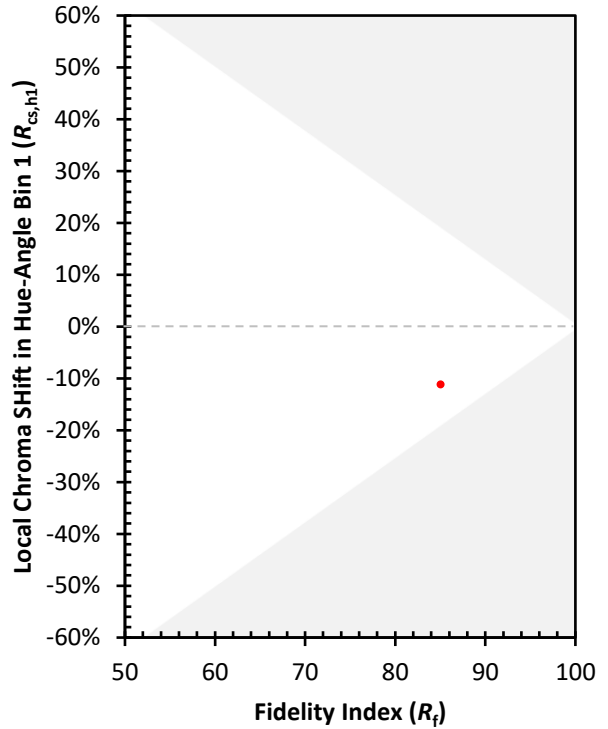
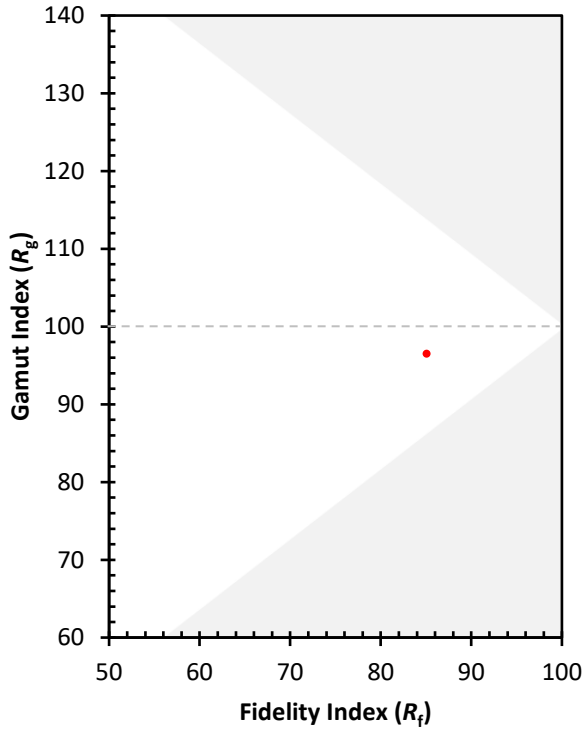
Color Rendition by Hue-Angle Bin



REPORT NUMBER: SP1-2312-242-2

TM-30-18

Measure Comparisons





TEST NUMBER: P958998
 CATALOG NUMBER: CB2-B-125U-085D-835-1D-UNV-STD-W-4

CIE UGR TABLE:

Reflectances:											
Ceiling		0.7	0.7	0.5	0.5	0.3	0.7	0.7	0.5	0.5	0.3
Wall		0.5	0.3	0.5	0.3	0.3	0.5	0.3	0.5	0.3	0.3
Reference plane		0.2	0.2	0.2	0.2	0.2	0.2	0.2	0.2	0.2	0.2
Room dimensions		Viewed crosswise					Viewed endwise				
X=2H	Y=2H	16.42	17.14	17.51	18.23	19.72	15.32	16.04	16.41	17.13	18.62
	3H	18.06	18.70	19.16	19.80	21.31	16.84	17.48	17.94	18.58	20.09
	4H	18.68	19.29	19.79	20.39	21.90	17.41	18.02	18.51	19.12	20.63
	6H	19.07	19.64	20.19	20.74	22.26	17.77	18.33	18.89	19.43	20.96
	8H	19.22	19.75	20.34	20.87	22.39	17.91	18.44	19.03	19.56	21.08
	12H	19.29	19.80	20.41	20.91	22.45	17.96	18.47	19.09	19.58	21.13
4H	2H	16.81	17.43	17.93	18.52	20.04	15.94	16.55	17.06	17.65	19.16
	3H	18.67	19.18	19.79	20.31	21.83	17.66	18.17	18.78	19.30	20.82
	4H	19.41	19.88	20.54	20.99	22.54	18.33	18.80	19.46	19.91	21.46
	6H	19.92	20.32	21.06	21.46	23.00	18.80	19.20	19.93	20.34	21.88
	8H	20.12	20.50	21.26	21.63	23.18	18.98	19.36	20.12	20.49	22.04
	12H	20.22	20.56	21.37	21.70	23.26	19.06	19.40	20.21	20.54	22.11
8H	4H	19.56	19.93	20.69	21.06	22.62	18.59	18.97	19.73	20.10	21.65
	6H	20.19	20.50	21.35	21.67	23.22	19.19	19.50	20.34	20.67	22.22
	8H	20.48	20.75	21.64	21.90	23.48	19.46	19.73	20.62	20.88	22.46
	12H	20.65	20.89	21.81	22.03	23.64	19.61	19.85	20.77	20.99	22.60
12H	4H	19.53	19.87	20.68	21.01	22.57	18.59	18.93	19.74	20.07	21.63
	6H	20.22	20.49	21.38	21.64	23.21	19.25	19.52	20.41	20.67	22.25
	8H	20.53	20.77	21.69	21.91	23.52	19.55	19.79	20.72	20.94	22.54